


2010 Land Rover Discovery 2.7D 5D 6A 4WD SUV



Purchase Price **\$19,999**
Includes GST, Registration & Licensing

Indicative repayments
\$103.38 per week*
Based on a 60 month term & no deposit.
Total repayments (260) = **\$26,878.7**



Top Cover



Top features
None Listed

Body Style
5 door, RV-SUV

Odometer
285,300 km

Engine
2720 cc, Internal Combustion


Fuel Type
Diesel

Transmission
6-Speed Auto

Wheels
-

VIN
-

Interior
-

Safety


Reg No.
MFU381

Ext Colour
Brown

History
NZ New

Seats
5 seats

CO2 Emissions
☆☆☆☆☆☆
308 grams/km

Energy Economy
☆☆☆☆☆☆
Annual fuel cost of \$4,310
11.6L per 100km

Cost per year is an estimate based on diesel price of \$2.00 per litre and an average distance of 14000 km. Includes Road User Charges (RUC). Emissions and Energy Economy figures standardised to 3P WLTP.


Based on 2025 VSRR rating



Scan this QR code for more info
Stock ID: 10192



Inch Quality European | Phone 03 379 9528 | Email devininch@gmail.com
541 Moorhouse Avenue, Waltham, Christchurch 8011, New Zealand
www.inchqualityeuropean.co.nz



* Inch Quality European is not a lender nor a financial adviser. Any amounts displayed should not be seen as an offer of finance or taken as financial advice. The interest rate, fees and loan term used in this calculation may not actually represent those available from lenders. Actual interest rates, fees and loan terms will vary per lender and are typically based on an assessment of your credit risk and responsible lending criteria. Any repayment amounts displayed are indicative only and have been calculated using several other indicative inputs. The interest rate used in this calculation is an arbitrary 10.95%, however exact interest rates vary per lender. The term of the loan used in this calculation is 60 month. Exact terms available vary per lender although options typically include 6, 12, 18, 24, 36, 48 and 60 months. This calculation also includes two typical mandatory fees charged by lenders. These are an account admin fee of \$2.90 per month (other payment frequencies may be available) and a one-off establishment fee of \$495.00. Typically, this fee can be paid upfront or, as in this calculation, be capitalised over the contract term, ie. included in the loan amount. These fees can vary per lender and other non-mandatory fees and charges may also apply. The total amount of repayments has been calculated by multiplying 260 weekly repayments (based on a 60 month term) by the weekly repayment amount of \$103.38 which equals \$26,878.70. This calculator does not consider any of your own personal circumstances and we strongly suggest you seek budgeting advice prior to committing to any loan contract. Responsible lending criteria and lender terms and conditions will likely apply to any finalised loan contract. Proof of security and/or vehicle insurance may also be required before proceeding.